


COLLEGE FOOTBALL 2023/24 TEAM & PLAYER DATA THAT REALLY STANDS OUT

Seasonal Outcomes

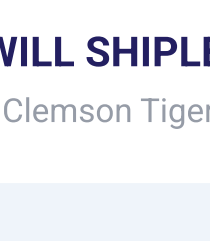
HEISMAN TROPHY



CALEB WILLIAMS
USC Trojans

TOP PLAYER OVERALL

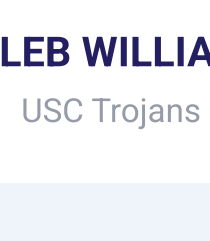
Maxwell Award



WILL SHIPLEY
Clemson Tigers

TOP QUARTERBACK


National Quarterback Award



CALEB WILLIAMS
USC Trojans

TOP DEFENSIVE PLAYER

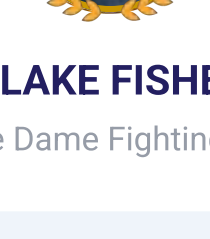
Chuck Bednarik Award



SHAUN DOLAC
Buffalo Bulls


TOP INTERIOR LINEMAN

Outland Trophy



BLAKE FISHER
Notre Dame Fighting Irish

BEST OVERALL RECORD



GEORGIA BULLDOGS

Wins **11** Losses **1**

Who will win the Heisman Trophy? What team will finish with the Best Overall Record? With Quarter4's unique offering, seasonal projections offer your users a reason to return to your digital property. Whether it is fantasy, prop betting or streaming media narratives, seasonal data is a need-to-have with users. Our AI delivers the most valuable seasonal data experience available.

Player PreGame Unique Markets

TEAM PROBABILITIES

FIRST FIELD GOAL



58%

FIRST INTERCEPTION



88%

FIRST PENALTY



56%

FIRST SACK



51%

FIRST TOUCHDOWN



89%

PLAYER PROBABILITIES

EXPECTED TO RUN >100 YARDS



JOHN RHYS
#10 | QB | UCF Knights

48%



RJ HARVEY
#7 | RB | UCF Knights

40%



MARK-ANTONY RICHARDS
#6 | RB | UCF Knights


32%



JORDAN MCDONALD
#5 | RB | UCF Knights


32%

EXPECTED TO THROW >300 YARDS



JOHN RHYS
#10 | QB | UCF Knights

28%



MICHAEL ALAIMO
#18 | QB | Kent State Golden Flashes

25%

TOUCHDOWN SCORERS



JOHN RHYS PLUMLEE
#10 | QB | UCF Knights

FIRST

22%

LAST

14%



RJ HARVEY
#7 | RB | UCF Knights

12%

12%



MICHAEL ALAIMO
#18 | QB | Kent State Golden Flashes

11%

7%



MARK-ANTONY RICHARDS
#6 | RB | UCF Knights

8%

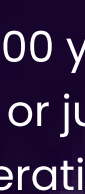
6%



CURTIS DOUGLAS
#24 | QB | Kent State Golden Flashes

5%

7%



GAVIN GARCIA
#21 | RB | Kent State Golden Flashes

3%

2%

What team will deliver the first interception and what's the probability? What player is expected to throw over 300 yards? Whether you are providing streaming content, differentiated user experiences or just need to deliver higher conversion rates for betting or fantasy, these markets deliver. Generating all team and player predictions for a specific head to head, 14 days out all the way to kickoff. Quarter4 offers a standalone product that is hard to beat.

Expected Value Betting

Receiving Yards

MGM	STAR RATING OVER	STAR RATING UNDER
0 ANTONIO WILLIAMS	★ ★ ★ ★ ★ 01.95	56.5 U1.87 ★ ★ ★ ★ ★
80 BEAUX COLLINS	★ ★ ★ ★ ★ 01.87	50.5 U1.87 ★ ★ ★ ★ ★
1 WILL SHIPLEY	★ ★ ★ ★ ★ 01.85	29.5 U1.90 ★ ★ ★ ★ ★
7 JORDAN WATERS	★ ★ ★ ★ ★ 01.90	20.5 U1.85 ★ ★ ★ ★ ★
6 TYLER BROWN	★ ★ ★ ★ ★ 01.87	20.5 U1.87 ★ ★ ★ ★ ★
5 JALON CALHOUN	★ ★ ★ ★ ★ 01.83	18.5 U1.90 ★ ★ ★ ★ ★
DRAFTKINGS		
0 ANTONIO WILLIAMS	★ ★ ★ ★ ★ 01.87	56.5 U1.87 ★ ★ ★ ★ ★
80 BEAUX COLLINS	★ ★ ★ ★ ★ 01.83	48.5 U1.87 ★ ★ ★ ★ ★
1 WILL SHIPLEY	★ ★ ★ ★ ★ 01.87	29.5 U1.87 ★ ★ ★ ★ ★

This is a game changer for the college betting experience. Projecting the probability distribution for upcoming player statistics, the AI determines the expected value on market prop lines. Use it to build confidence in your users for prop betting as well as for fantasy players. The star-rating system provides an at-a-glance option for both mobile and desktop audiences.

Injury Impact

AFFECTED STARTING LINEUP

Impact of Carson Beck

QB



DAIJUN EDWARDS
#30 | RB | Georgia Bulldogs

Active

+0.4 ↑
ATT
9.5

TD
0.5

+3.5 ↑
YDS
51.9

-0.6 ↓
LNG
18.3

REC
1.1

+1.2 ↑
YDS
7.4

-0.6 ↓
LNG
7.3

AVG
6.5



KENDALL ALBERTS
#2 | RB | Georgia Bulldogs

Active

+0.2 ↑
ATT
5.9

+2.1 ↑
TD
40.1

+0.9 ↑
LNG
19.5

REC
1.3

-0.4 ↓
YDS
9.7

LNG
8.3

-0.2 ↓
AVG
7.7

How will that injured player affect the game? What player statistics will be affected with their absence? Our proprietary injury impact delivers real time insights in seconds. Whether your users want to use the data to adjust their fantasy line-up, or bettors want a unique prop betting advantage, this groundbreaking tool and dataset will differentiate, guaranteed.

Micromarkets

What will the result of the next play be?

Pass	62%
Rush	21%
Punt	14%
Turnover	3%

How many yards will the Crimson Tide gain this play?

0-5	21%
6-10	62%
11-20	14%
21+	3%

Will the Bulldogs get the first down on the next play?

Yes	72%
No	28%

Unique ingame markets are quickly becoming a must-have. Whether to heighten fan engagements or convert bettors, player-specific micromarkets are a key driver. Updating as the game progresses, micro projections reflect the impact of the most important game changes including injury, positional and all other performance inputs.